

Neuro-TES

Transcranial Electrical Stimulator



Neuro-TES electrical stimulator is intended for the diagnostic transcranial stimulation of motor cortex to study the motor evoked potentials at intraoperative monitoring.

Neuro-TES Operation

The electrical stimulator can be used both as a part of **Neuro-IOM** system and in stand-alone mode (under **Neuro-TES** software control). In stand-alone mode the stimulator can be synchronized with third-party recording system.

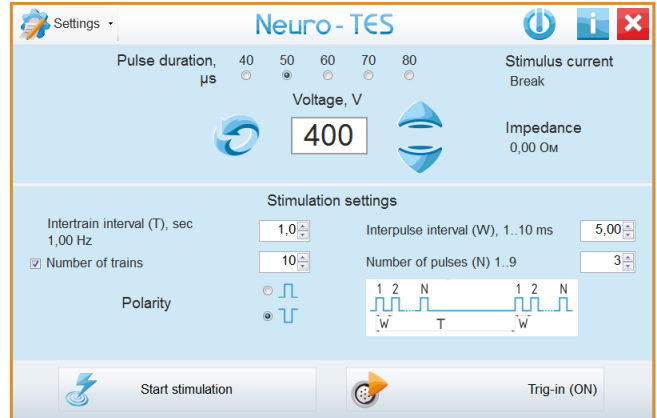
Main Specifications

Stimulus amplitude — 0–1000 V, 5 V step.
 Pulse duration — 40 μ s, 50 μ s, 60 μ s, 70 μ s, 80 μ s.
 Stimulus waveform — rectangular monophasic.
 Number of stimuli in train — 1–9.

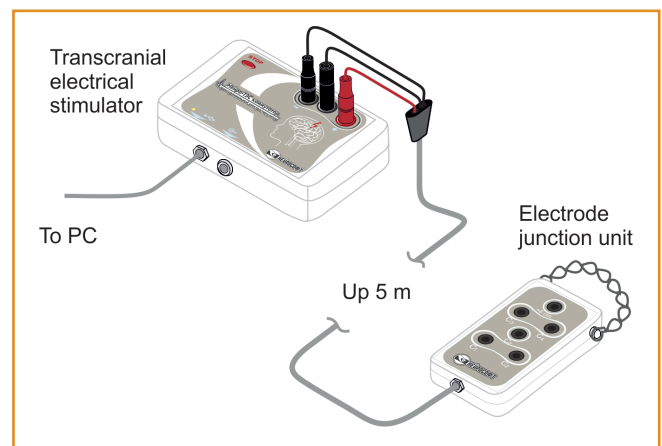
Anode and Cathode Switch

The stimulator has a built-in electronic switch, which allows switching anode and cathode of electrical stimulator to any outputs of junction unit. Junction unit can be located in the patient zone at the distance of up to 5 m from main unit and control PC. The commutation is performed from **Neuro-TES** software.

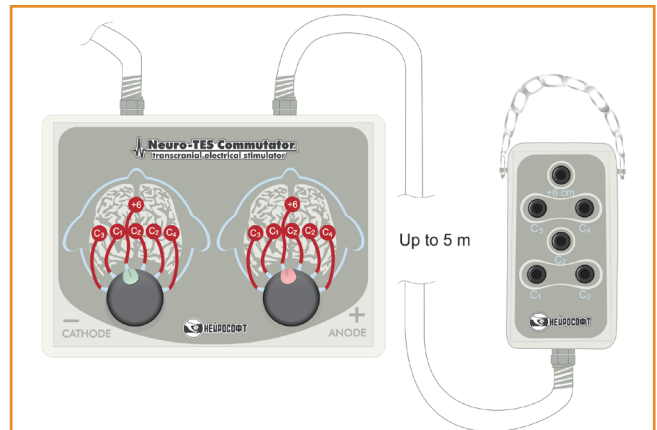
The electrical stimulator can be supplied with mechanical switch as well. In this case, anode and cathode switch is performed using knobs on the front panel.



Neuro-TES software



The stimulator with a built-in electronic switch



The mechanical switch and junction unit.

Rotary output switch (red) is intended to connect the positive output of electrical stimulator to the certain output of junction unit.
 Rotary output switch (green) is intended to connect the negative output of electrical stimulator to the corresponding output of junction unit.



com@neurosoft.ru www.neurosoft.ru
 Phone: +7 (4932) 24-04-34
 Fax: +7 (4932) 24-04-35
 5, Voronin str., Ivanovo, 153032, Russia
 P.O. Box 10, Ivanovo, 153000, Russia